


MATERIAL GIRL LESSON

www.madebymt.com



How the fabric work?

Plain weave



knit woven



Non woven



What's all the symbol means when I go

Material

Width

Weight



10 common fabric in the market

COTTON

Good:

Most common material in the world.

It's strong, cool, absorbent.

It's easy to work and take care of.

Bad:

Shrink after high temperature.

Get wrinkle easily sometime.

Linen

Good for all season.

Nature color have their own personality.

Good for environment.

Bad:

Get wrangle easy and need iron often.

It's kind of rough if don't mix with other fiber.

Silk

From animal fiber.

Nature shiny texture, good with high end dress.

Bad:

Difficult to sew, kind of pricy.

Wool

Animal fiber from sheep, goats and more...

Great for winter jacket, handmade craft.

Fabric resist wrinkling.

Quality depend on hair or fur, and how they process.

It would shrink a lot in high temperature. Price is higher than planet fiber.

Denim | Canvas

Heavy weight great for strong project.

Twill weave with indigo and white yarns.

Easy to break your sewing needle.

It work better on heavy duty sewing machine.

Easy to shrink, so now they like to blended with polyester.

Polyester

Light weight knitted.

Used on blankets, hats, jacket, and lot of place.

It's a cheap common material you would see in market.

It's not a easy breath fabric, but now they blended with cotton or other nature fiber, to be stronger, wrinkle and tear resist.

Nylon

Flexible, really stretch.

Common in woman swimwear.

Light weight texture. Not easy get wrinkle.

Not suitable for summer outfit, because the fiber easy to make wearer feel warm.

Knit

It's flexible texture.

Great for T-shirt, socks, hat and more...

It's not easy to sew for beginner.

Finally project easy to change the shape if doesn't treat right.

Lace

It's a open work with a pattern or design.

Some lace made with hand crocheted with a hook and a single yarn.


Common on bridal wear, lingerie, and nightdress, also be used to trim the edge.

FABRIC COLLECTION




Fabric Name:
Contain:

How it feel like:



Fabric Name:
Contain:

How it feel like:



Fabric Name:
Contain:

How it feel like:




Fabric Name:
Contain:

How it feel like:



Fabric Name:
Contain:

How it feel like:



Fabric Name:
Contain:


How it feel like:

FABRIC COLLECTION




Fabric Name:
Contain:

How it feel like:



Fabric Name:
Contain:

How it feel like:




Fabric Name:
Contain:

How it feel like:




Fabric Name:
Contain:

How it feel like:



Fabric Name:
Contain:

How it feel like:



Fabric Name:
Contain:

How it feel like: